



MEETING AGENDA - iLEAD Lancaster Board

Any public records relating to an agenda item for an open session of the Board which are distributed to all, or a majority of all of the Board members shall be available for public inspection at the main office of the school between 9:00 am and 3:30 pm.

Meeting

Meeting Date	Thursday, May 12, 2022
Start Time	6:00 PM
End Time	7:30 PM
Location	This meeting will be held virtually. You may join us at: Zoom https://zoom.us/j/5395735793 Meeting ID: 539 573 5793 Dial in Number: 1-669-900-6833
Purpose	Regular Scheduled Meeting

Agenda

1. Opening Items

1.1. Call The Meeting To Order

1.2. Roll Call

1.3. Pledge Of Allegiance

1.4. Approve Agenda

Due date: 5/12/2022

1.5. Approve Minutes

Due date: 5/12/2022

Documents

- Minutes-2022-04-07-v1 (1).pdf
-

2. Curriculum Moment

2.1. Curriculum Moment

3. Public Comments

3.1. Public Comments

The public may address the iLEAD Lancaster governing board regarding any item within the Board's jurisdiction whether or not that item appears on the agenda during this time. If you wish to address the Board, please complete a public comment card. Comments for the public will be limited to 3 minutes.

4. Consent Items

4.1. Personnel Report

Due date: 5/12/2022

Documents

- Personnel Report_Lancaster 5.3.2022.pdf
-

4.2. Check Register

Due date: 5/12/2022

Documents

- Lancaster Payment Register_20220504.pdf
-

4.3. AB 361 Emergency Legislation Regarding Brown Act Meeting Requirements

Request approval of required Analysis of AB 361 Emergency Legislation regarding the ability of the Board and public to meet safely in person given measures to promote social distancing.

Due date: 5/12/2022

Documents

- iLEAD Lancaster - AB 361 Emergency Legislation Regarding Brown Act Meeting Requirements (6).pdf
-

5. Discussion And Reports

5.1. School Director Report

Documents

- Director Board Report May 21-22.pdf
-

6. Action Items

6.1. State Accountability Report Card

Request ratification of the 2020-2021 State Accountability Report Card outlining the required school information for public review. This document was posted to the website as required by February 1.

Due date: 5/12/2022

Documents

- iLEAD Lancaster 2020-21 School Accountability Report Card.pdf
-

6.2. Annual Request For Federal Title Funding

Request approval to submit for Federal Title I, II, and IV funding for the 2022-2023 school year.

Due date: 5/12/2022

Documents

- Annual Request For Federal Title Funding - iLEAD Lancaster.pdf
-

6.3. ADP - Payroll Platform

Request approval to transition to ADP, a payroll platform which integrates with current finance system, SAGE.



Due date: 5/12/2022

7. Closed Session

7.1. Conference With Legal Counsel

Anticipated Litigation (Gov. Code section 54956.9(d)(2).): 1 matter

7.2. Report of Closed Session

8. Board Comments

8.1. Board Comments

9. Closing Items

9.1. Promotion Date

The 8th Grade promotion will take place on Thursday, June 16, 2022.

9.2. Next Meeting Date

Our next Board Meeting will be held on Thursday, June 23, 2022 and June 30, 2022.

9.3. Adjournment

Please note: items on the agenda may not be addressed in the order they appear. The Board of Directors may alter the order at their discretion.

- **Board Room Accessibility:** The Board of Directors encourage those with disabilities to participate fully in the public meeting process. If you need a disability-related modification or accommodation, including auxiliary aids or services to participate in the public meeting, please contact the office at least 48 hours before the scheduled Board of Directors meeting so that we may make every reasonable effort to accommodate you. [Government Code § 54954.2; Americans with Disabilities Act of 1990, § 202 (42 U.S.C. § 12132).]

The Secretary of the Board of Directors, hereby certifies that this agenda was publicly posted 72 or 24 hours prior to the meeting as required by law.



MEETING MINUTES - iLEAD Lancaster Board

Meeting

Date	Thursday, April 7, 2022
Started	6:01 PM
Ended	7:14 PM
Location	This meeting will be held virtually. You may join us at: Zoom https://zoom.us/j/5395735793 Meeting ID: 539 573 5793 Dial in Number: 1-669-900-6833
Purpose	Regular scheduled meeting
Chaired by	Kim Lytle
Recorder	KeKe Montoya

Minutes

1. Opening Items

1.1. Call The Meeting To Order

The meeting was called to order at 6:01 PM.

Status: Completed

1.2. Roll Call

All Board Members were present except LaTorra Saxton.

Status: Completed

1.3. Pledge Of Allegiance

The Pledge of Allegiance was recited.

Status: Completed

1.4. Approve Agenda

Motioned: Beth

Seconded: LaNeshae

Unanimously Approved

Status: Completed

1.5. Approve Minutes

Motioned: LaNeshae

Seconded: Beth

Unanimously Approved

Status: Completed



Documents

- Minutes-2022-02-10-v2 (1).pdf
-

2. Curriculum Moment

2.1. Curriculum Moment

Taleen Stevens, our Reading Specialist presented her ELA Instruction Pilot Program and answered questions of the Board. Kelsi Firsick, one of our 5th Grade Facilitators explained how the program works for her and the simplicity of tweaking it according to the needs of her learners.

Status: Completed

3. Public Comments

3.1. Public Comments

The public may address the iLEAD Lancaster governing board regarding any item within the Board's jurisdiction whether or not that item appears on the agenda during this time. If you wish to address the Board, please complete a public comment card. Comments for the public will be limited to 3 minutes.

No public comments were made.

Status: Completed

4. Consent Items

4.1. Personnel Report

Kim Lytle presented the Personnel Report.

Motioned: Beth

Seconded: LaNeshae

Unanimously Approved

Status: Completed

Documents

- Personnel Report_Lancaster 3.31.2022-2.pdf
-

4.2. Check Register

Kim Lytle presented the Check Register.

Motioned: Beth

Seconded: LaNeshae

Unanimously Approved

Status: Completed

Documents

- Lancaster Payment Register.pdf
-



4.3. AB 361 Emergency Legislation Regarding Brown Act Meeting Requirements

Request approval of required Analysis of AB 361 Emergency Legislation regarding the ability of the Board and public to meet safely in person given measures to promote social distancing.

Kim presented the AB 361 Emergency Legislation Regarding Brown Act Meeting Requirements.

Motioned: Beth

Seconded: LaNeshae

Unanimously Approved

Status: Completed

Documents

- iLEAD Lancaster - AB 361 Emergency Legislation Regarding Brown Act Meeting Requirements (4).pdf
-

5. Discussion And Reports

5.1. School Director Report

Nykole Kent presented her School Director Report.

Status: Completed

Documents

- Director Board Report Apr 7.2022.pdf
-

6. Action Items

6.1. 2nd Interim Report

Request ratification of the 2021-2022 2nd Interim report.

Kelly O'Brien presented the 2nd Interim Report.

Motion to ratify: LaNeshae

Seconded: Beth

Unanimously Approved

Due date:

Status: Completed

Documents

- Lancaster 2nd Interim - Form 62.pdf
-

6.2. Revised Mental Health Policy

Request renewal of the Revised Mental Health Policy. [iLEAD Student Support - Counseling Page](#)

Kathy Tempco presented the Revised Mental Health Policy.

Motioned: Beth

Seconded: LaNeshae

Unanimously Approved



Status: Completed

Documents

- Lancaster (redline) Mental Health Policy 3_2022.pdf

6.3. School Plan For Student Achievement

Request approval of School Plan For Student Achievement which outlines the Title I, II, and IV programs put into place with the Federal Funding requested for this year.

Allison Bravo presented the School Plan For Student Achievement and answered questions of the Board.

Motioned: Beth

Seconded: LaNeshae

Unanimously Approved

Status: Completed

Documents

- SSC Approved - DRAFT - iLEAD Lancaster SPSA 2021-2022 .pdf

6.4. Revised LCAP Federal Addendum

Request approval of the Revised LCAP Federal Addendum which now includes Title IV funding for an art program this year.

Kim Lytle presented the Revised LCAP Federal Addendum.

Motioned: Beth

Seconded: LaNeshae

Unanimously Approved

Status: Completed

Documents

- Revised - iLEAD Lancaster LCAP Federal Addendum.pdf

7. Closed Session

7.1. Conference With Legal Counsel

Litigation (Gov. Code section 54956.9(d)(4).): 1 case

The Board Members and School Director went into closed session and all other attendees were placed in the waiting room until the deliberation concluded.

Status: Completed

7.2. Report of Closed Session

The Board made a motion to approve \$76,300.00 to settle a legal matter and the motion passed unanimously.

Status: Completed

8. Board Comments



8.1. Board Comments

There were no Board comments made.

Status: Completed

9. Closing Items

9.1. Promotion/Graduation Date

The 8th grade promotion date is Thursday, June 16, 2022.

The 8th grade promotion date is Thursday, June 16, 2022.

Status: Completed

9.2. Next Board Meeting Date

The next Board Meeting Date will be on Thursday, May 12, 2022.

The next Board Meeting Date will be on Thursday, May 12, 2022.

Status: Completed

9.3. Adjournment

The meeting was adjourned at 7:14 PM.

Status: Completed

EMPLOYMENT – NEW HIRE

Ivi Jones - Care Team - Student Support (1:1) - 4/4/22
Darryl Rodriguez - Care Team - Play Space Advisor - 4/25/22
Tyrell Carter - Care Team - 5/2/22
Vlada Naku - Facilitator - Substitute - 5/4/22

RESIGNATIONS/TERMINATIONS

Jessica Feister - Care Team - Classroom Support - 4/11/22

STATUS CHANGE

Jose Gonzalez - Care Team - Student Support to Facilitator - Substitute - 4/1/22
Stephanie Kieffer - Care Team Classroom Support to Care Team Student Support 1:1 - 4/1/22
Ryan Monroe - Care Team Classroom Support to Care Team Student Support 1:1 - 4/16/22

Company Name: iLEAD Lancaster Charter
Report Name: Payment Register
Report Title 2: Mission Valley Bank
Footer Text: 03/30/2022-05/04/2022
Created On: 5/5/22
Location: 112--iLEAD Lancaster Charter

Date	Vendor	Document No	Amount
3/30/22	AMAZ112--Amazon Capital Services (Lanc)	EFT	861.15
3/30/22	BAY112A--Bay Alarm Company 7272	EFT	249.96
3/30/22	BLAN003--Blank Shirts, Inc	EFT	387.82
3/30/22	CAVA000--Cavallo Electric	EFT	125.00
3/30/22	CODE000--Codepops Inc	EFT	128.85
3/30/22	COLO001--Colosky's Math Academy	EFT	44.95
3/30/22	COLV001--Da Capo LLC	EFT	151.00
3/30/22	CONR001--Palmdale School of Music Inc.	EFT	480.00
3/30/22	CORD000--Cordero, Efrain	EFT	570.00
3/30/22	CORP001--Corporate Splash	EFT	57.94
3/30/22	CORP002--Corporate Filings LLC	EFT	39.00
3/30/22	DEW112A--Dewey Pest Control 7179	EFT	165.00
3/30/22	DISC000--Discount School Supply [P]	EFT	86.22
3/30/22	IVYK000--Ivy Kids LLC [P]	EFT	113.85
3/30/22	JORI000--Jorian, Ruth	EFT	300.00
3/30/22	LAKE000--Lakeshore Learning Materials	EFT	166.77
3/30/22	LEAR000--Learn Beyond The Book LLC [S]	EFT	1,268.50
3/30/22	LITT000--Little Passports [P]	EFT	340.98
3/30/22	MART004--Martha Desmond [S]	EFT	55.00
3/30/22	MELB000--Melvin Booker Jr	EFT	1,567.10
3/30/22	NATI000--National Benefit Services	EFT	1,350.00
3/30/22	OUTS000--Outschool, Inc [S]	EFT	55.00
3/30/22	QCLO000--QC Locksmith	EFT	104.32
3/30/22	QUIL000--Quill [P]	EFT	3,661.49
3/30/22	RAIN000--Rainbow Resource Center Inc [P]	EFT	854.79
3/30/22	STEM005--Stemulate Learning, LLC	EFT	750.00
3/30/22	TOPO000--Top Out Climbing [S]	EFT	65.00
4/1/22	ACTO005--Actorsite Inc.	EFT	375.00
4/1/22	AMAZ112--Amazon Capital Services (Lanc)	EFT	1,395.35
4/1/22	BARC000--Barco Products Company	EFT	3,453.38
4/1/22	BILL001--Bill's Landscaping, Inc	EFT	3,465.00
4/1/22	BOOK000--BookShark LLC	EFT	608.94
4/1/22	COVA001--Kristine Covaleski	EFT	150.00
4/1/22	DEW112A--Dewey Pest Control 7179	EFT	165.00
4/1/22	DISC000--Discount School Supply [P]	EFT	503.44
4/1/22	EDI112A--Southern California Edison 1256	EFT	3,482.32
4/1/22	EMP0003	EFT	437.37
4/1/22	EMP0482	EFT	31.14
4/1/22	EMP0747	EFT	102.13
4/1/22	EMP1303	EFT	166.78
4/1/22	EMP1733	EFT	99.30
4/1/22	HOME000--Home Science Tools [P]	EFT	1,037.68
4/1/22	LAMA000--Lamar	EFT	2,500.00
4/1/22	LVUS000--LVUSD	EFT	3,000.00
4/1/22	MATH002--Math-U-See, Inc [S]	EFT	227.27
4/1/22	MUSI006--Musician's Friend, Inc [P]	EFT	241.45
4/1/22	MUSI006--Musician's Friend, Inc [P]	EFT	69.99
4/1/22	OFFI000--Office Depot [P]	EFT	82.61

4/1/22	PURE000--Pure Oasis Water	EFT	35.00
4/1/22	PURE000--Pure Oasis Water	EFT	40.90
4/1/22	QUIL000--Quill [P]	EFT	212.74
4/1/22	QUIL000--Quill [P]	EFT	1,483.52
4/1/22	RAIN000--Rainbow Resource Center Inc [P]	EFT	1,455.74
4/1/22	RAIN000--Rainbow Resource Center Inc [P]	EFT	486.25
4/1/22	SCHO015--School Zone Transportation	EFT	720.00
4/1/22	SEAS000--Sea Supply	EFT	1,423.73
4/1/22	SHRE001--Shred-IT, C/O Stericycle, Inc	EFT	88.88
4/1/22	SKYL001--Skylark North	EFT	1,900.00
4/1/22	WEXH000--WEX Health Inc.	EFT	105.40
4/4/22	COOK002--Cook, Emily	EFT	-39.95
4/5/22	AKIN000--Akins IT Inc	EFT	2,000.00
4/5/22	AMAZ112--Amazon Capital Services (Lanc)	EFT	244.24
4/5/22	BRAV000--Brave Writer, LLC [P]	EFT	79.00
4/5/22	MAKE000--Maker Learning Network	EFT	21,782.78
4/5/22	MUSI006--Musician's Friend, Inc [P]	EFT	159.46
4/5/22	OFFI000--Office Depot [P]	EFT	112.64
4/5/22	OUTS000--Outschool, Inc [S]	EFT	40.00
4/5/22	RAIN000--Rainbow Resource Center Inc [P]	EFT	516.37
4/7/22	CLIF000--Clifton Larson Allen LLP	EFT	3,937.50
4/7/22	COOK002--Cook, Emily	EFT	39.95
4/7/22	EMPO000--Empower Generations	EFT	10,169.51
4/7/22	PAND000--Pandia Press [P]	EFT	28.99
4/7/22	PURE000--Pure Oasis Water	EFT	40.90
4/7/22	SANT007--Santa Clarita Valley International	EFT	7,000.00
4/13/22	AIRM000--Air Masters Inc	EFT	1,550.00
4/13/22	BEAU000--Beautiful Feet Books [P]	EFT	47.52
4/13/22	CLIF000--Clifton Larson Allen LLP	EFT	4,200.00
4/13/22	EDTE000--EdTech 101	EFT	75.25
4/13/22	EIDE000--Big Life Journal, Inc.	EFT	46.40
4/13/22	EMP0281	EFT	30.18
4/13/22	EMP0831	EFT	318.01
4/13/22	GAS112A--SoCalGas 7188	EFT	1,137.02
4/13/22	MOUL000--Moulsdale, Caroline	EFT	346.00
4/13/22	THYS000--ThyssenKrupp Elevator Corp	EFT	1,154.17
4/13/22	WAS112A--Waste Management 3003	EFT	1,348.00
4/13/22	WOND001--Wonder Crate LLC	EFT	93.80
4/14/22	AIRM000--Air Masters Inc	EFT	3,170.00
4/14/22	AMAZ112--Amazon Capital Services (Lanc)	EFT	983.19
4/14/22	BOOK000--BookShark LLC	EFT	1,241.58
4/14/22	CALS001--Cal State L.A. University Auxiliary Service Inc	EFT	4,950.00
4/14/22	CAVA000--Cavallo Electric	EFT	125.00
4/14/22	CODE003--Code Ninjas Santa Clarita	EFT	199.00
4/14/22	COLO001--Colosky's Math Academy	EFT	130.00
4/14/22	DANC006--Dance Magic Studios	EFT	60.00
4/14/22	DIAZ001--Diaz, Brandon	EFT	300.00
4/14/22	DISC000--Discount School Supply [P]	EFT	93.47
4/14/22	EMP0591	EFT	52.65
4/14/22	EMP1152	EFT	152.10
4/14/22	FRES001--Fresh Start Healthy Meals, Inc.	EFT	21,928.00
4/14/22	HOME006--Home Depot Credit Services	EFT	3,556.36
4/14/22	ILEA300--iLEAD California	EFT	3,344.80
4/14/22	JORI000--Jorian, Ruth	EFT	300.00
4/14/22	KIWI000--KIWICO [P]	EFT	56.89

4/14/22	LAVI000--LaVine Equestrian	EFT	720.00
4/14/22	MAKE000--Maker Learning Network	EFT	600.00
4/14/22	MAKE000--Maker Learning Network	EFT	3,000.00
4/14/22	MART004--Martha Desmond [S]	EFT	55.00
4/14/22	MYFA000--MyFax	EFT	15.80
4/14/22	NATI000--National Benefit Services	EFT	297.61
4/14/22	QUIL000--Quill [P]	EFT	620.86
4/14/22	RAIN000--Rainbow Resource Center Inc [P]	EFT	1,846.49
4/14/22	SOMM001--Bio Box Labs	EFT	376.72
4/14/22	SUNL000--Sun Life Assurance Company of Canada	EFT	1,178.83
4/14/22	SYLV003--DKM Learning, LLC	EFT	2,669.00
4/14/22	TEAC002--Teacher Synergy [P]	EFT	614.99
4/14/22	TMOB005--T-Mobile 1693	EFT	462.00
4/15/22	CIGN000--Cigna Healthcare	EFT	3,101.58
4/15/22	EMP1770	EFT	752.95
4/15/22	FRON000--Frontier	EFT	86.49
4/15/22	KAIS000--Kaiser Foundation Health Plan	EFT	33,517.42
4/15/22	KAIS000--Kaiser Foundation Health Plan	EFT	34,333.94
4/15/22	KAIS000--Kaiser Foundation Health Plan	EFT	35,000.11
4/15/22	KAIS000--Kaiser Foundation Health Plan	EFT	34,120.86
4/15/22	KAIS000--Kaiser Foundation Health Plan	EFT	37,016.60
4/15/22	KAIS000--Kaiser Foundation Health Plan	EFT	33,453.34
4/15/22	LEGA003--Legal Shield	EFT	280.00
4/15/22	LEGA003--Legal Shield	EFT	251.10
4/15/22	MATH000--The Math Learning Center	EFT	813.73
4/15/22	MESV000--MES Vision	EFT	1,413.11
4/19/22	AMAZ112--Amazon Capital Services (Lanc)	EFT	33.64
4/19/22	ARTH000--First Insurance Funding	EFT	13,318.29
4/19/22	BILL001--Bill's Landscaping, Inc	EFT	655.00
4/19/22	CODE000--Codepops Inc	EFT	128.85
4/19/22	CONR001--Palmdale School of Music Inc.	EFT	750.00
4/19/22	GIRA000--Girard, Edwards, Stevens & Tucker LLP	EFT	301.95
4/19/22	HORS000--Kim Wineland (Horse ETC)	EFT	675.00
4/19/22	HUCK000--HuckleBerry Center for Creative Learning [S]	EFT	1,350.25
4/19/22	IVYK000--Ivy Kids LLC [P]	EFT	113.85
4/19/22	JIVE000--Jive Communications, Inc.	EFT	545.25
4/19/22	KIDS001--KidsArt - Valencia, Inc [S]	EFT	248.00
4/19/22	MATH000--The Math Learning Center	EFT	31,170.22
4/19/22	NASC000--NASCO Education	EFT	75.18
4/19/22	OLIV002--Olive Tree Education, Inc.	EFT	1,140.00
4/19/22	QUIL000--Quill [P]	EFT	304.47
4/19/22	REST000--Restorative Equity Partnership	EFT	4,375.00
4/19/22	SCHO009--School Pathways Holdings, LLC	EFT	650.00
4/19/22	THEH000--The Hidden Dojo	EFT	1,375.00
4/21/22	AMAZ112--Amazon Capital Services (Lanc)	EFT	122.04
4/21/22	BAY112C--Bay Alarm Company 9872	EFT	870.00
4/21/22	CLUB002--Club SciKidzlabs LLC	EFT	293.14
4/21/22	DEW112A--Dewey Pest Control 7179	EFT	165.00
4/21/22	DISC000--Discount School Supply [P]	EFT	523.27
4/21/22	EVAN002--Evan-Moor Educational Publishers [P]	EFT	55.50
4/21/22	EXPL002--Exploration Education	EFT	165.36
4/21/22	INTE001--Integrity6	EFT	2,059.09
4/21/22	MAKE000--Maker Learning Network	EFT	2,926.59
4/21/22	NASC000--NASCO Education	EFT	136.79
4/21/22	OFFI000--Office Depot [P]	EFT	167.27

4/21/22	RAIN000--Rainbow Resource Center Inc [P]	EFT	646.35
4/21/22	STEM005--Stemulate Learning, LLC	EFT	2,280.00
4/21/22	STEM007--Stem Supplies	EFT	208.37
4/22/22	AMAZ112--Amazon Capital Services (Lanc)	EFT	151.64
4/22/22	ARTH000--First Insurance Funding	EFT	-13,318.29
4/22/22	ARTH000--First Insurance Funding	EFT	13,318.29
4/22/22	BEND002--Piano Boise LLC dba Allemande Music Academy	EFT	120.00
4/22/22	EDUC000--Education Justice Law, P.C.	1026	17,500.00
4/22/22	EMP1608	EFT	141.71
4/22/22	MELB000--Melvin Booker Jr	EFT	1,140.00
4/26/22	NATI000--National Benefit Services	EFT	-450.00
4/27/22	AMAZ112--Amazon Capital Services (Lanc)	EFT	37.37
4/27/22	CARB000--Carbaugh, Theresa	EFT	27,300.00
4/27/22	CARO000--Carolina Biological Supply Company	EFT	7,054.66
4/27/22	CORD000--Cordero, Efrain	EFT	426.00
4/27/22	EDMU000--Edmunds, Amanda	EFT	150.00
4/27/22	FIRE001--M4L Training LLC	EFT	240.00
4/27/22	FLIN000--Flinn Scientific Inc	EFT	955.97
4/27/22	GIBS001--Gibson Music Studio	EFT	190.00
4/27/22	HIVE000--Hive Online Presence Management LLC	EFT	216.30
4/27/22	HULA000--Pfeffer, Marnie	EFT	100.00
4/27/22	LEAR000--Learn Beyond The Book LLC [S]	EFT	708.50
4/27/22	LOSA001--Los Angeles County Office of Education (LACOE)	Voided - 1027	0.00
4/27/22	LOSA001--Los Angeles County Office of Education (LACOE)	Voided - 1028	0.00
4/27/22	LOSA001--Los Angeles County Office of Education (LACOE)	1029	57,803.48
4/27/22	OUTS000--Outschool, Inc [S]	EFT	45.00
4/27/22	PURE000--Pure Oasis Water	EFT	60.90
4/27/22	SEAS000--Sea Supply	EFT	1,528.58
4/27/22	THEH000--The Hidden Dojo	EFT	96.00
4/27/22	TOPO000--Top Out Climbing [S]	EFT	80.00
4/27/22	VANL000--Van Leuven, Amy	EFT	330.00
4/28/22	LEAR000--Learn Beyond The Book LLC [S]	EFT	-401.00
4/29/22	AMAZ112--Amazon Capital Services (Lanc)	EFT	644.82
4/29/22	BAY112A--Bay Alarm Company 7272	EFT	249.96
4/29/22	CLUB002--Club SciKidzlabs LLC	EFT	240.63
4/29/22	EDI112A--Southern California Edison 1256	EFT	4,430.38
4/29/22	GENE003--Generation Genius, Inc.	EFT	175.00
4/29/22	HBCO000--HBCO LLC	EFT	999.11
4/29/22	LAC112A--LA County Waterworks 7679	EFT	213.50
4/29/22	LAC112B--LA County Waterworks 7795	EFT	321.74
4/29/22	OWLC000--OwlCrate Enterprises, Inc.	EFT	366.60
4/29/22	PROC000--Procopio, Cory, Hagreaves & Savitch	EFT	1,400.00
4/29/22	QCLO000--QC Locksmith	EFT	75.00
4/29/22	QUIL000--Quill [P]	EFT	518.74
4/29/22	RAIN000--Rainbow Resource Center Inc [P]	EFT	1,650.21
4/29/22	SHRE001--Shred-IT, C/O Stericycle, Inc	EFT	93.75
4/29/22	STAR003--Star Dance Center [S]	EFT	150.00
5/2/22	NATI000--National Benefit Services	EFT	-100.00
5/3/22	BETT002--Better Cloud, Inc	EFT	4,683.84
5/3/22	CODE000--Codepops Inc	EFT	128.85
5/3/22	LEAR000--Learn Beyond The Book LLC [S]	EFT	401.00
5/3/22	MAKE000--Maker Learning Network	EFT	21,782.78
5/3/22	MEAL000--The CLM Group Inc	EFT	683.20
5/3/22	MOUL000--Mouldsdale, Caroline	EFT	552.00
			\$ 590,260.25



AB 361 Emergency Legislation Regarding Brown Act Meeting Requirements Board Approved:

Whereas, the Governor signed an Executive Order Suspending the Brown Act until October 1, 2021,

Whereas, the Governor signed Emergency Legislation AB 361 in September 2021,

Whereas, according to AB 361, the public charter school Board may take advantage of additional flexibility in teleconference meetings so long as the school complies with the following:

- The public has access via internet and/or telephone to the Board meeting and can provide public comment in some electronic form,
- The charter school uses its sound discretion and makes reasonable efforts to adhere, as closely as possible, to the other provisions of the Brown Act in order to maximize transparency and provide public access.

Whereas, AB 361 states that:

- If there is a state of emergency proclaimed by the Governor, the same suspension of teleconferencing rules apply, if either state or local officials have imposed or recommended measures to promote social distancing or, by Board vote a finding imminent risk to health or safety of attendees.

Whereas, SB 361 requires:

- The Board must provide means of how public comment will be available (internet/by phone);
- If a technical disruption occurs, no action can be taken; and
- No early requirement for public comment will be set into place and the Board shall allow for “real time” comments during full public comment period; and
- The Board makes a finding every 30 days to continue teleconferencing.

Therefore, based on the Board’s 30-day reconsideration of the current circumstances of the State of Emergency and situations of the State of Emergency continues to directly impact the ability of members to meet safely in person, and/or the State or local officials continue to impose or recommend measures to promote social distancing;

The Board has determined that it will hold its next meeting in a hybrid mode allowing Board Members and the public to attend the meetings in person using social distancing requirements or virtually given individual needs and choice of the attendee.

iLEAD Lancaster
iLEAD Lancaster Director's Report - Nykole Kent
May 5, 2022

Curriculum and Instruction

- CAASPP testing has started this week and continue in short sessions for the next 3 weeks
- Summer Session programing

Presentations of Learning

- Kinder - Trout in the classroom "What is the life cycle of the fish?"
- 1st Grade - How can I use my knowledge of space to understand weather patterns of seasons?
- 2nd Grade - How can 2nd Grade use the writing process and coding skills to create interesting and unique games for the school to play?
- 3rd Grade - "How can we use our knowledge of the extinction of dinosaurs to predict the survival of animals in the future?"
- 4th Grade - "How can I, as an artist, express my feelings by emulating a famous artist's self portrait style?"
- 5th Grade - "How can I, as a historian, accurately represent our impact and significance in the War of Independence."
- IS - How does the journey of flight change my perspective?
- MESA/Engineering Club - Solar Oven challenge

Professional Learning/Facilitator Support

- Schoolwide writing assessment and workshop
- Leader in Me Lighthouse work
- Restorative Practices data review

iLEAD Lancaster Charter

2020—2021 School Accountability Report Card

Reported Using Data from the 2020—2021 School Year

California Department of Education

Address: 254 East Avenue K-4
Lancaster, CA , 93535-4500

Principal: Ms. Nykole Kent, Site Director

Phone: (661) 722-4287

Grade Span: K-8

By February 1 of each year, every school in California is required by state law to publish a School Accountability Report Card (SARC). The SARC contains information about the condition and performance of each California public school. Under the Local Control Funding Formula (LCFF) all local educational agencies (LEAs) are required to prepare a Local Control and Accountability Plan (LCAP), which describes how they intend to meet annual school-specific goals for all pupils, with specific activities to address state and local priorities. Additionally, data reported in an LCAP is to be consistent with data reported in the SARC.

- For more information about SARC requirements, see the California Department of Education (CDE) SARC web page at <https://www.cde.ca.gov/ta/ac/sa/>.
- For more information about the LCFF or LCAP, see the CDE LCFF web page at <https://www.cde.ca.gov/fg/aa/lc/>.
- For additional information about the school, parents/guardians and community members should contact the school principal or the district office.

DataQuest

DataQuest is an online data tool located on the CDE DataQuest web page at <https://dq.cde.ca.gov/dataquest/> that contains additional information about this school and comparisons of the school to the district and the county. Specifically, DataQuest is a dynamic system that provides reports for accountability (e.g., test data, enrollment, high school graduates, dropouts, course enrollments, staffing, and data regarding English learners).

California School Dashboard

The California School Dashboard (Dashboard) <https://www.caschooldashboard.org/> reflects California's new accountability and continuous improvement system and provides information about how LEAs and schools are meeting the needs of California's diverse student population. The Dashboard contains reports that display the performance of LEAs, schools, and student groups on a set of state and local measures to assist in identifying strengths, challenges, and areas in need of improvement.

About This School

Ms. Nykole Kent, Site Director

Principal, iLEAD Lancaster Charter

About Our School

Welcome to iLEAD Lancaster Charter!

iLEAD Lancaster Charter is a tuition-free, public charter that educates learners in grades TK-8. Our school offers a learner-centered approach to education that focuses on project-based learning and social-emotional learning principles that adhere to the Common Core Standards.

iLEAD Lancaster Charter's Schoolwide Learner Outcomes were carefully selected to develop the whole child with a focus on academic and social-emotional learning. These include: academic rigor, college and career readiness, critical thinking, curiosity, gratitude, grit, growth mindset, optimism, purpose, self control, social intelligence, and zest. Social-emotional learning (SEL) is the process through which children and adults understand and manage emotions, set and achieve positive goals, feel and show empathy for others, establish and maintain positive relationships, and make responsible decisions.

Through open, fun learning environments that include a Makery and hands-on STEAM activities, it is our goal to build an engaging educational experience based on standards with a focus on your child's unique strengths and playful love of learning.

Nykole Kent, Director

Contact

iLEAD Lancaster Charter
254 East Avenue K-4
Lancaster, CA 93535-4500

Phone: (661) 722-4287

Email: director@ileadlancaster.org

Contact Information (School Year 2021—2022)

District Contact Information (School Year 2021—2022)

District Name	Lancaster Elementary
Phone Number	(661) 948-4661
Superintendent	Bowers, Michele
Email Address	bowersm@lancsd.org
Website	www.lancsd.org

School Contact Information (School Year 2021—2022)

School Name	iLEAD Lancaster Charter
Street	254 East Avenue K-4
City, State, Zip	Lancaster, CA , 93535-4500
Phone Number	(661) 722-4287
Principal	Ms. Nykole Kent, Site Director

director@ileadlancaster.org

Email Addressdirector@ileadcharterschool.org**Website**<http://ileadcharterschool.org>**County-District-School (CDS) Code**

19646670125559

Last updated: 2/1/22

School Description and Mission Statement (School Year 2021—2022)

iLEAD Lancaster Charter prioritizes a positive, supportive, and inviting environment where our learners can focus on their development. In addition to academic excellence, we are committed to supporting learners' development of emotional intelligence, life skills, and community engagement. Our teachers (facilitators) are devoted to providing learners with the best academic and emotional support by way of individualized attention.

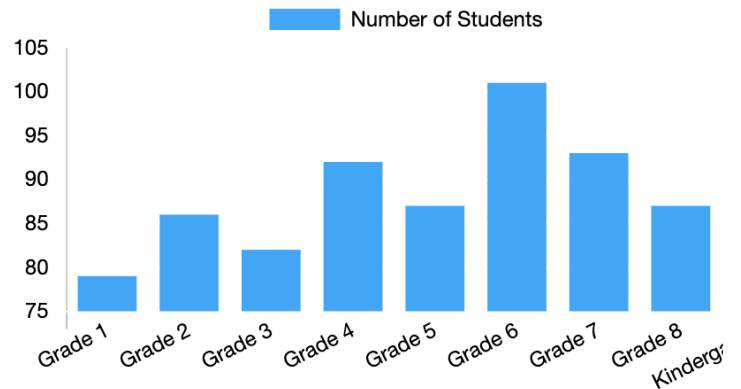
The mission of iLEAD Lancaster Charter School is to empower learners to become conscientious, compassionate, and responsible citizens of the world. In this process we inspire them to become creative thinkers and leaders with a lifelong love of learning. We accomplish this through individualized instruction, active learning methods, and opportunities for self-directed learning. We celebrate and foster each child's individuality and support each in discovering his or her highest potential. We believe each child will be equipped with the skills and knowledge to achieve his or her fullest potential in preparation for college and the demands of the 21st-century workplace.

The vision of iLEAD Lancaster Charter School is that all learners will possess the knowledge, skills, and confidence to succeed by mastering academic standards and developing a deep understanding of subject matter. Learners will have a heightened awareness of the endless possibilities for their future and will be able to think critically by asking the right questions, especially when confronted with the status quo.

Last updated: 2/1/22

Student Enrollment by Grade Level (School Year 2020—2021)

Grade Level	Number of Students
Grade 1	79
Grade 2	86
Grade 3	82
Grade 4	92
Grade 5	87
Grade 6	101
Grade 7	93
Grade 8	87
Kindergarten	89
Total Enrollment	796



Last updated: 1/25/22

Student Enrollment by Student Group (School Year 2020—2021)

Student Group	Percent of Total Enrollment
Female	49.20%
Male	50.60%
Non-Binary	0.10%
American Indian or Alaska Native	0.50%
Asian	0.30%
Black or African American	27.50%
Filipino	0.50%
Hispanic or Latino	43.10%
Native Hawaiian or Pacific Islander	0.10%
Two or More Races	9.80%
White	17.50%

Student Group (Other)	Percent of Total Enrollment
English Learners	5.00%
Foster Youth	2.30%
Homeless	0.30%
Migrant	0.00%
Socioeconomically Disadvantaged	65.70%
Students with Disabilities	13.30%

A. Conditions of Learning

State Priority: Basic

The SARC provides the following information relevant to the State priority: Basic (Priority 1):

- Degree to which teachers are appropriately assigned and fully credentialed in the subject area and for the pupils they are teaching;
- Pupils have access to standards-aligned instructional materials; and
- School facilities are maintained in good repair

Teacher Preparation and Placement (School Year 2020—2021)

Authorization/Assignment	School Number	School Percent	District Number	District Percent	State Number	State Percent
Fully (Preliminary or Clear) Credentialed for Subject and Student Placement (properly assigned)						
Intern Credential Holders Properly Assigned						
Teachers Without Credentials and Misassignments ("ineffective" under ESSA)						
Credentialed Teachers Assigned Out-of-Field ("out-of-field" under ESSA)						
Unknown						
Total Teaching Positions						

Note: The data in this table is based on Full Time Equivalent (FTE) status. One FTE equals one staff member working full time; one FTE could also represent two staff members who each work 50 percent of full time. Additionally, an assignment is defined as a position that an educator is assigned to based on setting, subject, and grade level. An authorization is defined as the services that an educator is authorized to provide to students.

Last updated:

Teachers Without Credentials and Misassignments (School Year 2020—2021)

Authorization/Assignment	Number
Permits and Waivers	
Misassignments	
Vacant Positions	
Total Teachers Without Credentials and Misassignments	

Last updated:

Credentialed Teachers Assigned Out-of-Field (considered "out-of-field" under ESSA) (School Year 2020—2021)

Indicator	Number
Credentialed Teachers Authorized on a Permit or Waiver	
Local Assignment Options	
Total Out-of-Field Teachers	

Last updated:

Class Assignments (School Year 2020—2021)

Indicator	Percent
Misassignments for English Learners (a percentage of all the classes with English learners taught by teachers that are misassigned)	
No credential, permit or authorization to teach (a percentage of all the classes taught by teachers with no record of an authorization to teach)	

Last updated:

Note: For more information refer to the Updated Teacher Equity Definitions web page at <https://www.cde.ca.gov/pd/ee/teacherequitydefinitions.asp>.

School Facility Conditions and Planned Improvements

iLEAD Lancaster Charter takes great efforts to ensure that its facilities are clean, safe, and functional. To assist in this effort, iLEAD Lancaster Charter uses a facility survey instrument developed by the State of California OPSC. The results of this survey are available at the school office. Using the Facility Inspection Tool (FIT), the school's overall condition was rated as good in January 2022. The school's systems, interior, cleanliness, electrical, restrooms/fountains, safety, structural, and external systems were rated as good.

Last updated: 2/1/22

School Facility Good Repair Status

Using the most recently collected Facility Inspection Tool (FIT) data (or equivalent), provide the following:

- Determination of repair status for systems listed
- Description of any needed maintenance to ensure good repair
- The year and month in which the data were collected
- The rate for each system inspected
- The overall rating

Year and month of the most recent FIT report: January 2022

System Inspected	Rating	Repair Needed and Action Taken or Planned
Systems: Gas Leaks, Mechanical/HVAC, Sewer	Good	N/A
Interior: Interior Surfaces	Good	N/A
Cleanliness: Overall Cleanliness, Pest/Vermin Infestation	Good	N/A
Electrical: Electrical	Good	N/A
Restrooms/Fountains: Restrooms, Sinks/Fountains	Good	N/A
Safety: Fire Safety, Hazardous Materials	Good	N/A
Structural: Structural Damage, Roofs	Good	N/A
External: Playground/School Grounds, Windows/Doors/Gates/Fences	Good	N/A

Overall Facility Rate

Year and month of the most recent FIT report: January 2022

Overall Rating	Good
----------------	------

Last updated: 1/28/22

B. Pupil Outcomes

State Priority: Pupil Achievement

The SARC provides the following information relevant to the State priority: Pupil Achievement (Priority 4):

- **Statewide assessments** (i.e., California Assessment of Student Performance and Progress [CAASPP] System includes the Smarter Balanced Summative Assessments for students in the general education population and the California Alternate Assessments [CAAs] for English language arts/literacy [ELA] and mathematics given in grades three through eight and grade eleven. Only eligible students may participate in the administration of the CAAs. CAAs items are aligned with alternate achievement standards, which are linked with the Common Core State Standards [CCSS] for students with the most significant cognitive disabilities).

The CAASPP System encompasses the following assessments and student participation requirements:

1. **Smarter Balanced Summative Assessments and CAAs for ELA** in grades three through eight and grade eleven.
2. **Smarter Balanced Summative Assessments and CAAs for mathematics** in grades three through eight and grade eleven.
3. **California Science Test (CAST) and CAAs for Science** in grades five, eight, and once in high school (i.e., grade ten, eleven, or twelve).

- **SARC Reporting in the 2020–2021 School Year Only**

Where the most viable option, LEAs were required to administer the statewide summative assessments for ELA and mathematics. Where a statewide summative assessment was not the most viable option for the LEA (or for one or more grade-level[s] within the LEA) due to the pandemic, LEAs were allowed to report results from a different assessment that met the criteria established by the State Board of Education (SBE) on March 16, 2021. The assessments were required to be:

- Aligned with CA CCSS for ELA and mathematics;
 - Available to students in grades 3 through 8, and grade 11; and
 - Uniformly administered across a grade, grade span, school, or district to all eligible students.
- **Options:** Note that the CAAs could only be administered in-person following health and safety requirements. If it was not viable for the LEA to administer the CAAs in person with health and safety guidelines in place, the LEA was directed to not administer the tests. There were no other assessment options available for the CAAs. Schools administered the Smarter Balanced Summative Assessments for ELA and mathematics, other assessments that meet the SBE criteria, or a combination of both, and they could only choose one of the following:
 - Smarter Balanced ELA and mathematics summative assessments;
 - Other assessments meeting the SBE criteria; or
 - Combination of Smarter Balanced ELA and mathematics summative assessments and other assessments.
 - **College and Career Ready:** The percentage of students who have successfully completed courses that satisfy the requirements for entrance to the University of California and the California State University, or career technical education sequences or programs of study.

Local Assessment Test Results in ELA by Student Group**Assessment Name(s): NWEA MAP Growth Reading****Grades Three through Eight and Grade Eleven (School Year 2020—2021)**

Student Group	Total Enrollment	Number Tested	Percent Tested	Percent Not Tested	Percent At or Above Grade Level
All Students	517	478	92	8	35
Female	250	229	92	8	41
Male	266	248	93	7	29
American Indian or Alaska Native	--	--	--	--	--
Asian	--	--	--	--	--
Black or African American	151	136	90	10	24
Filipino	--	--	--	--	--
Hispanic or Latino	216	203	94	6	34
Native Hawaiian or Pacific Islander	0	N/A	N/A	N/A	N/A
Two or More Races	52	48	92	8	31
White	88	82	93	7	52
English Learners	34	33	97	3	18
Foster Youth	--	--	--	--	--
Homeless	--	--	--	--	--
Military	0	N/A	N/A	N/A	N/A
Socioeconomically Disadvantaged	335	309	92	8	29
Students Receiving Migrant Education Services	0	N/A	N/A	N/A	N/A
Students with Disabilities	78	72	92	8	21

*At or above the grade-level standard in the context of the local assessment administered.

Note: LEAs/schools will populate this table for schools in cases where the school administered a local assessment.

Note: LEAs/schools will populate double dashes (--) in this table when the number of students is ten or less, either because the number of students in this category is too small for statistical accuracy or to protect student privacy.

Note: In cases where the school administered only the CAASPP assessment, LEAs/schools will populate this table with "N/A" values in all cells, meaning this table is Not Applicable for this school.

Last updated: 2/1/22

Local Assessment Test Results in Mathematics by Student Group**Assessment Name(s): MAP NWEA Growth Mathematics****Grades Three through Eight and Grade Eleven (School Year 2020—2021)**

Student Group	Total Enrollment	Number Tested	Percent Tested	Percent Not Tested	Percent At or Above Grade Level
All Students	517	480	93	7	15
Female	250	231	92	8	14
Male	266	248	93	7	17
American Indian or Alaska Native	--	--	--	--	--
Asian	--	--	--	--	--
Black or African American	151	135	89	11	10
Filipino	--	--	--	--	--
Hispanic or Latino	216	204	94	6	14
Native Hawaiian or Pacific Islander	0	N/A	N/A	N/A	N/A
Two or More Races	52	48	92	8	10
White	88	84	95	5	30
English Learners	34	34	100	0	3
Foster Youth	--	--	--	--	--
Homeless	--	--	--	--	--
Military	0	N/A	N/A	N/A	N/A
Socioeconomically Disadvantaged	335	309	92	8	12
Students Receiving Migrant Education Services	0	N/A	N/A	N/A	N/A
Students with Disabilities	78	70	90	10	14

*At or above the grade-level standard in the context of the local assessment administered.

Note: LEAs/schools will populate this table for schools in cases where the school administered a local assessment.

Note: LEAs/schools will populate double dashes (--) in this table when the number of students is ten or less, either because the number of students in this category is too small for statistical accuracy or to protect student privacy.

Note: In cases where the school administered only the CAASPP assessment, LEAs/schools will populate this table with "N/A" values in all cells, meaning this table is Not Applicable for this school.

Last updated: 2/1/22

State Priority: Other Pupil Outcomes

The SARC provides the following information relevant to the State priority: Other Pupil Outcomes (Priority 8):

- Pupil outcomes in the subject area of physical education

C. Engagement

State Priority: Parental Involvement

The SARC provides the following information relevant to the State priority: Parental Involvement (Priority 3):

- Efforts the school district makes to seek parent input in making decisions for the school district and each school site

Opportunities for Parental Involvement (School Year 2021-2022)

At iLEAD Lancaster Charter School, parents/guardians serve many important roles in the day-to-day operations of the school, as well as the strategic planning and overall vision of the school community. As families enroll, it is important they understand the components of the program model. iLEAD Lancaster Charter School makes accommodations to meet the unique schedules of parents/guardians to ensure every opportunity for them to attend an orientation meeting where they can have questions answered and/or connect with other families who have learners already enrolled in the program.

Parents/guardians are regularly informed about school events, volunteering opportunities, special committees, parent meetings, and other pertinent information through the Monday Message, a weekly publication that is sent out to all families, as well as through Parent Square, a digital newsletter for families. Facilitators also communicate with their families on a regular basis through various forms of communication (emails, phone calls, etc.).

Parents/guardians are strongly encouraged to volunteer at iLEAD Lancaster Charter School. Completion of volunteer hours, however, is not a prerequisite for enrollment at iLEAD Lancaster Charter School. The school director maintains a comprehensive list of volunteer opportunities including, but not limited to: volunteering in the classroom/school (including at-home assistance), tutoring, attending parent teacher conferences, attendance at board meetings or any applicable parent group meetings, fundraising events, and/or assistance with schoolwide events and activities.

For more information on how to be involved, please email info@iLEADlancaster.org.

State Priority: Pupil Engagement

The SARC provides the following information relevant to the State priority: Pupil Engagement (Priority 5):

- High school dropout rates; and
- High school graduation rates
- Chronic Absenteeism

Chronic Absenteeism by Student Group
(School Year 2020—2021)

Student Group	Cumulative Enrollment	Chronic Absenteeism Eligible Enrollment	Chronic Absenteeism Count	Chronic Absenteeism Rate
All Students	862	840	227	27.0
Female	426	417	109	26.1
Male	435	422	118	28.0
American Indian or Alaska Native	3	3	0	28.0
Asian	4	4	2	50.0
Black or African American	236	235	78	33.2
Filipino	4	4	0	0.0
Hispanic or Latino	372	359	94	26.2
Native Hawaiian or Pacific Islander	1	1	1	100.0
Two or More Races	88	85	27	31.8
White	148	143	24	16.8
English Learners	45	44	12	27.3
Foster Youth	23	23	6	26.1
Homeless	1	1	1	100.0
Socioeconomically Disadvantaged	586	570	181	31.8
Students Receiving Migrant Education Services	0	0	0	0.0
Students with Disabilities	135	129	46	35.7

Last updated:

State Priority: School Climate

The SARC provides the following information relevant to the State priority: School Climate (Priority 6):

- Pupil suspension rates;
- Pupil expulsion rates; and
- Other local measures on the sense of safety

Suspensions and Expulsions

(data collected between July through June, each full school year respectively)

Rate	School 2018-2019	School 2020–2021	District 2018-2019	District 2020–2021	State 2018-2019	State 2020–2021
Suspensions	1.19%	0.12%	5.23%	0.01%	3.47%	0.20%
Expulsions	0.00%	0.00%	0.03%	0.00%	0.08%	0.00%

Note: Data collected during the 2020–21 school year may not be comparable to earlier years of this collection due to differences in learning mode instruction in response to the COVID-19 pandemic.

Suspensions and Expulsions for School Year 2019—2020 Only

(data collected between July through February, partial school year due to the COVID-19 pandemic)

Rate	School 2019-2020	District 2019-2020	State 2019-2020
Suspensions	0.69%	4.89%	2.45%
Expulsions	0.00%	0.05%	0.05%

Note: The 2019–2020 suspensions and expulsions rate data are not comparable to other year data because the 2019–2020 school year is a partial school year due to the COVID-19 crisis. As such, it would be inappropriate to make any comparisons in rates of suspensions and expulsions in the 2019–2020 school year compared to other school years.

Last updated: 1/25/22

Suspensions and Expulsions by Student Group (School Year 2020—2021)

Student Group	Suspensions Rate	Expulsions Rate
All Students	0.12	0
Female	0	0
Male	0.23	0
Non-Binary	0	0
American Indian or Alaska Native	0	0
Asian	0	0
Black or African American	0	0
Filipino	0	0
Hispanic or Latino	0	0
Native Hawaiian or Pacific Islander	0	0
Two or More Races	1.14	0
White	0	0
English Learners	0	0
Foster Youth	0	0
Homeless	0	0
Socioeconomically Disadvantaged	0.17	0
Students Receiving Migrant Education Services	0	0
Students with Disabilities	0	0

Last updated:

School Safety Plan (School Year 2021-2022)

It is the vision of iLEAD Lancaster Charter to provide a safe learning environment for all of its learners, staff, and families. It is a place where learners feel welcomed and comfortable so that learning is the central focus. A comprehensive Emergency Operations Plan helps to ensure a safe environment for each learner's academic and social-emotional learning to occur. Developing and maintaining the plan enables school staff to respond quickly and knowledgeably in the case of an incident or emergency. The plan identifies the roles of staff, faculty, learners, and other key stakeholders including their respective responsibilities before, during and after an incident. The safety plan includes general policies and procedures for handling safety and specific emergency situations including earthquakes, fire and active shooter scenarios. It also includes information on child abuse reporting, sexual harassment, and discipline. This plan provides parents and other community members with assurance that iLEAD Lancaster Charter has developed and established guidelines and procedures to respond to an incident or a hazard in an organized, systematic method to prevent, prepare for, respond to, and recover from an incident. The Emergency Operations Plan:

1. Protects the safety and welfare of learners and staff.

2. Provides for a safe and coordinated response to emergency situations.
3. Protects facilities and property, allowing the school to restore normal conditions with minimal confusion in the shortest amount of time possible.
4. Provides for coordination between the school and local emergency services when necessary.

The Emergency Operations Plan was last reviewed and updated in January 2022 and is stored in the office at iLEAD Lancaster Charter.

Additionally, the school actively maintains and monitors its COVID-19 reopening protocols for K-12 schools through the guidelines that are routinely updated by the Los Angeles County Department of Public Health and/or the state of California. iLEAD Lancaster Charter updated its COVID-19 Safety Plan and COVID-19 Prevention Program in August 2021. This policy applies to all iLEAD Lancaster Charter employees and contains general prevention best practices, as well as iLEAD Lancaster Charter policies and procedures related to COVID-19 in the workplace. Both the Reopening Protocols for K-12 Schools and the COVID-19 Safety Plan and Prevention Program documents are located on the homepage of the school's website, iLEADLancaster.org.

Last updated: 2/1/22

D. Other SARC information

The information in this section is required to be in the SARC but is not included in the state priorities for LCFF.

Average Class Size and Class Size Distribution (Elementary) School Year 2018—2019

Grade Level	Average Class Size	Number of Classes *1-20	Number of Classes *21-32	Number of Classes 33+
K	18.00	3	0	0
1	21.00	3	0	0
2	21.00	1	2	0
3	20.00	2	1	0
4	23.00	1	2	0
5	21.00	2	1	0
6	20.00	3	0	0
Other**	0.00	0	0	0

* Number of classes indicates how many classes fall into each size category (a range of total students per class).

** "Other" category is for multi-grade level classes.

Average Class Size and Class Size Distribution (Elementary) School Year 2019—2020

Grade Level	Average Class Size	Number of Classes *1-20	Number of Classes *21-32	Number of Classes 33+
K	18.00	3	0	0
1	19.00	3	2	0
2	22.00	1	2	0
3	23.00	1	0	0
4	23.00	0	3	0
5	22.00	1	2	0
6	24.00	1	2	0
Other**	24.00	0	1	0

* Number of classes indicates how many classes fall into each size category (a range of total students per class).

** "Other" category is for multi-grade level classes.

Average Class Size and Class Size Distribution (Elementary) School Year 2020–2021

Grade Level	Average Class Size	Number of Classes *1-20	Number of Classes *21-32	Number of Classes 33+
K	22.00	2	1	0
1	19.00	3	0	0
2	21.00	2	1	0
3	22.00	1	2	0
4	23.00	0	3	0
5	24.00	2	1	0
6	23.00	2	1	0
Other**	25.00	0	1	0

* Number of classes indicates how many classes fall into each size category (a range of total students per class).

** "Other" category is for multi-grade level classes.

Ratio of Pupils to Academic Counselor (School Year 2020—2021)

Title	Ratio
Pupils to Academic Counselor*	265.3

Last updated: 1/1/00

* One full time equivalent (FTE) equals one staff member working full time; one FTE could also represent two staff members who each work 50 percent of full time.

Student Support Services Staff (School Year 2020—2021)

Title	Number of FTE* Assigned to School
Counselor (Academic, Social/Behavioral or Career Development)	3.00
Library Media Teacher (Librarian)	0.00
Library Media Services Staff (Paraprofessional)	0.00
Psychologist	4.00
Social Worker	0.00
Nurse	0.00
Speech/Language/Hearing Specialist	2.00
Resource Specialist (non-teaching)	0.00
Other	2.00

Last updated: 1/1/00

* One full time equivalent (FTE) equals one staff member working full time; one FTE could also represent two staff members who each work 50 percent of full time.

Expenditures Per Pupil and School Site Teacher Salaries (Fiscal Year 2019—2020)

Level	Total Expenditures Per Pupil	Expenditures Per Pupil (Restricted)	Expenditures Per Pupil (Unrestricted)	Average Teacher Salary
School Site	\$13887.84	\$2698.22	\$11189.62	\$63395.65
District	N/A	N/A	--	\$82760.00
Percent Difference – School Site and District	N/A	N/A	--	--
State	N/A	N/A	\$8443.83	\$85863.00
Percent Difference – School Site and State	N/A	N/A	27.97%	-30.11%

Last updated: 2/1/22

Note: Cells with N/A values do not require data.

Types of Services Funded (Fiscal Year 2020–2021)

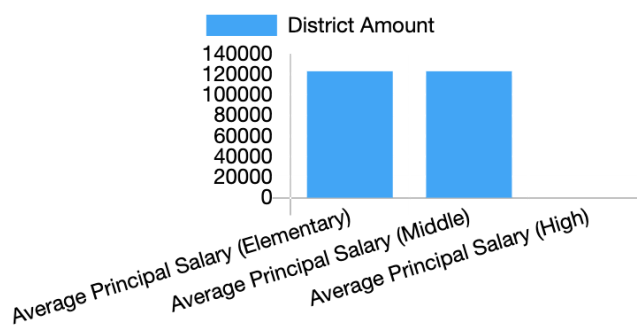
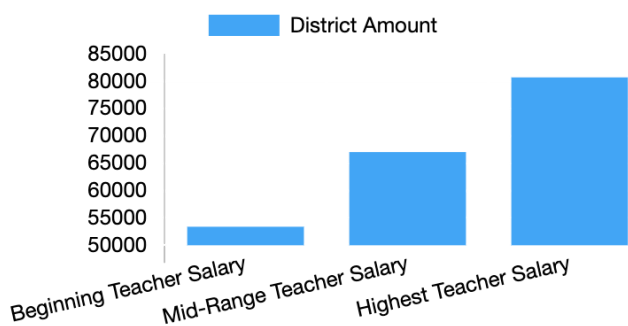
Local Control Funding Formula (LCFF) base, supplemental, and concentration funds are utilized as outlined in the Local Control Accountability Plan (LCAP) to ensure that all learners receive the intervention or enrichment support and services that are needed to help them become proficient in academic and social-emotional learning. The LCAP also details the actions associated with meeting the specific needs of English learners, foster and homeless youth, and low income learners. State and federal categorical funding is used to support learners in special education with IEP needs and goals. Title I, II and IV funding and one-time ESSER I, II and III funding are utilized to complement and add additional services to support at-risk learners, interventions, and to prevent, prepare and/or respond to COVID-19 needs. Additional one time Extended Learning Opportunity (ELO) grant and In-Person Instruction (IPI) funds were received to mitigate learning loss.

Last updated: 1/27/22

Teacher and Administrative Salaries (Fiscal Year 2019—2020)

Category	District Amount	State Average For Districts In Same Category
Beginning Teacher Salary	\$53386.74	\$52060.00
Mid-Range Teacher Salary	\$67026.74	\$84043.00
Highest Teacher Salary	\$80666.74	\$107043.00
Average Principal Salary (Elementary)	\$122875.20	\$133582.00
Average Principal Salary (Middle)	\$122875.20	\$138803.00
Average Principal Salary (High)	\$0.00	--
Superintendent Salary	\$122875.20	\$240628.00
Percent of Budget for Teacher Salaries	22.56%	35.00%
Percent of Budget for Administrative Salaries	2.23%	5.00%

For detailed information on salaries, see the CDE Certificated Salaries & Benefits web page at <https://www.cde.ca.gov/ds/fd/cs/>.



Last updated:

Professional Development

Measure	2019-2020	2020-2021	2021-2022
Number of school days dedicated to Staff Development and Continuous Improvement	9	9	9



iLEAD Lancaster
2022 - 2023 Consolidated Application Reporting System
Request for Funding
Executive Summary for Board Information

Board Approved:

The Consolidated Application is used by the California Department of Education to apply for and distribute funds from various Federal programs to county offices, school districts, and charter schools throughout California. The application is submitted online through a web-based Consolidated Application Reporting System (CARS).

Schools can request participation in Federal programs including: Title I Part A, Basic Grant (Low Income/low achieving students), Title II, Part A (Teacher and Principal Training and Recruiting), Title III, Part A (Immigrant and Limited English Proficient Students [LEP]) Title IV, Part A (Student Support and Academic Enrichment).

Once funds have been applied for the Winter Release of the application, the LEA's entitlements for each funded program will begin to be planned for and monitored. Out of each Federal program entitlement, LEAs allocate funds for indirect costs of administration for programs operated by the LEA and for programs operated at the school. In addition, every local educational agency (LEA) certifies the Spring Release data collections to document participation in Federal programs and provide assurances that the LEA will comply with the legal requirements of each program.

**Federal Program Descriptions that iLEAD Lancaster
Would Be Applying For:**

Title I Part A: Helping Disadvantaged Children:

A federal program to ensure that all children have a fair, equal, and significant opportunity to obtain a high-quality education and reach, at a minimum, proficiency on challenging state academic achievement standards and state academic assessments.

Title II Part A: Teacher Quality:

A federal program that increases student academic achievement through strategies such as improving teacher and principal quality and increasing the number of highly qualified facilitators in the classroom and highly qualified school directors and leadership residents in schools.

Title IV, Part A: Student Support and Academic Enrichment:

A federal program to increase capacity to provide all students with access to a well-rounded education, improve conditions for student learning, and improve use of technology to improve the academic achievement and digital literacy of all students.

School Site Responsibilities

Each school receiving Federal Funds through the consolidated application is required to have a comprehensive school plan known as the School Plan for Student Achievement (SPSA) describing strategies and activities to improve student achievement and meet state standards. Supplementary services are provided by these programs to support the core program. Based on the school's comprehensive needs assessment, schools may utilize additional special highly qualified facilitators, coaches, counselors, care team members, tutoring assistance, scientifically research-based intervention programs, instructional technology, supplemental materials and equipment, professional development, conferences and workshop attendance, expert consultants, and parent/community engagement activities to meet the identified needs of the learners requiring supplemental services. Each school's School Site Council (SSC) is required to provide input, assist in the plan/budget development and recommend to the School Governing Board annually for approval of the planned program activities and budgets as part of the School Plan for Student Achievement. The School Director and/or designee reviews program regulations and guidelines with all site staff, parent groups such as iSupport and ELAC as applicable, and School Site Councils to ensure appropriate planning, implementation and evaluation and to maintain compliance for each program. All site plans are reviewed for compliance along with goals and activities to improve student achievement and parent involvement before being forwarded to the Board for approval.

Schools are responsible to oversee the funding budget, allowable expenditures, program development, and learner outcomes.

It is recommended that iLEAD Lancaster submit the Consolidated Application for the Federal Funded Programs listed above by date required by the State and Federal Government.